

### Digital Clock

models 75100 / 75127 / 75132 / 75152  
75155 / 75159 / 76100 / 76101 / 76102



#### CONTENTS

Unpacking Instructions .....	2	Care & Maintenance.....	6
Package Contents .....	2	Specifications.....	6
Product Registration .....	2	FCC Information .....	6
Features & Benefits.....	3	Customer Support .....	7
Clock Setup.....	4	Warranty.....	7
Set the Time, Date & Units .....	5		

**Questions?** Contact Customer Support at  
(877) 221-1252 or visit [www.AcuRite.com](http://www.AcuRite.com).

**SAVE THIS MANUAL FOR FUTURE REFERENCE.**



Congratulations on your new AcuRite product. To ensure the best possible product performance, please read this manual in its entirety and retain it for future reference.

## Unpacking Instructions

Remove the protective film that is applied to the LED screen prior to using this product. Locate the tab and peel off to remove.

## Package Contents

1. Digital Clock
2. Power Adapter
3. Hanging Guide
4. Instruction Manual

**IMPORTANT**

PRODUCT MUST BE REGISTERED  
TO RECEIVE WARRANTY SERVICE

### PRODUCT REGISTRATION

Register online to receive 1 year warranty protection

[www.AcuRite.com](http://www.AcuRite.com)

# Features & Benefits



**1. Clock**

**2. AM/PM Indicator**

**3. Indoor Temperature**

**4. Day of the Week**

**5. Date**

**6. Integrated Hang Holes**  
For easy wall mounting.

**7. Fold-Out Stand**

**8. Battery Compartment Cover**

**9. Power Adapter**

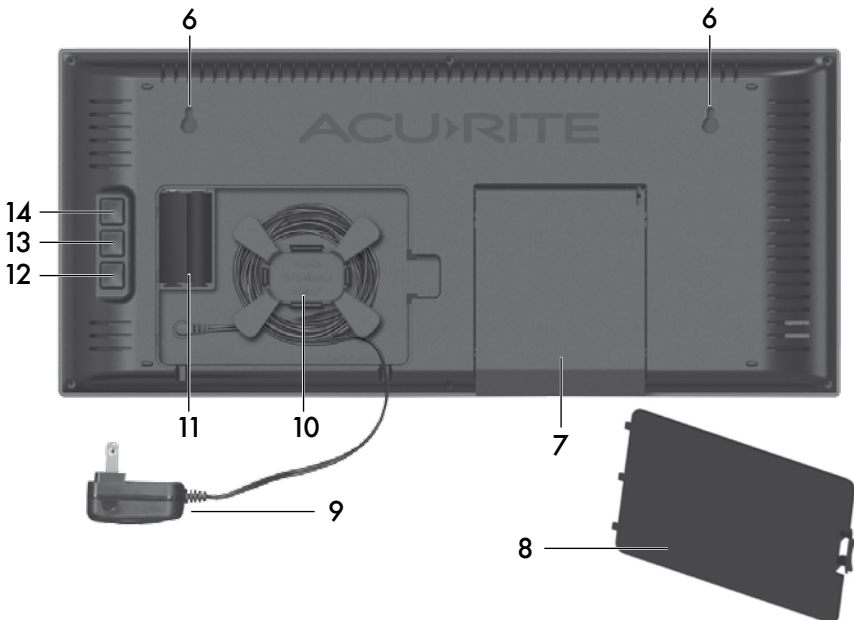
**10. Built-In Cord Storage**  
Secures excess cord.

**11. Battery Compartment**

**12. ▼ Button**  
For setup preferences.

**13. SET Button**  
For setup preferences.

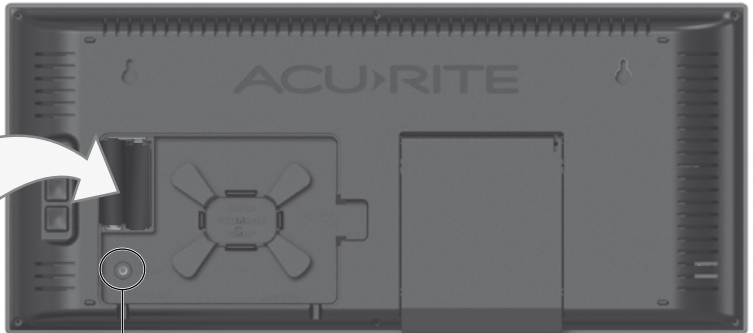
**14. ▲ Button**  
For setup preferences.





## 1 Install or Replace Backup Batteries (optional)

1. Remove the battery compartment cover.
2. Insert 2 x AA alkaline batteries into the battery compartment, as shown. Follow the polarity (+/-) diagram in the battery compartment.
3. Replace the battery cover.

## 1 Install Backup Batteries (optional) 2 AA Batteries



## 2 Plug in Power Adapter



**IMPORTANT:** Batteries are a backup power source to preserve settings in the event of a power outage. **Power adapter is required as the power source of this product.**



### **PLEASE DISPOSE OF OLD OR DEFECTIVE BATTERIES IN AN ENVIRONMENTALLY SAFE WAY AND IN ACCORDANCE WITH YOUR LOCAL LAWS AND REGULATIONS.**

**BATTERY SAFETY:** Clean the battery contacts and also those of the device prior to battery installation. Remove batteries from equipment that will not be used for an extended period of time. Follow the polarity (+/-) diagram in the battery compartment. Promptly remove dead batteries from the device. Dispose of used batteries properly. Only batteries of the same or equivalent type as recommended are to be used. DO NOT incinerate used batteries. DO NOT dispose of batteries in fire, as batteries may explode or leak. DO NOT mix old and new batteries or types of batteries (alkaline/standard). DO NOT use rechargeable batteries. DO NOT recharge non-rechargeable batteries. DO NOT short-circuit the supply terminals.

## Set the Time, Date & Units

Press and release the "SET" button, located on the back of the clock, to enter SET MODE. Once in SET MODE the preference you are currently setting will flash on the clock.

To adjust the currently selected (flashing) item, press and release the "▲" or "▼" buttons (press and HOLD to fast adjust).

To save your adjustments, press and release the "SET" button to adjust the next preference. The preference set order is as follows:

AUTO DST (ON or OFF)\*  
CLOCK HOUR  
CLOCK MINUTE  
CALENDAR MONTH  
CALENDAR DATE  
CALENDAR YEAR  
TEMPERATURE UNITS (°F or °C)

\*If you live in an area that observes Daylight Saving Time, DST should be set to ON, even if it is not currently Daylight Saving Time.

You will automatically exit SET MODE if no buttons are pressed for 10 seconds. Enter SET MODE at any time by pressing and releasing the "SET" button.

# Care & Maintenance

## Display Care

Clean with a soft, damp cloth. Do not use caustic cleaners or abrasives. Keep away from dust, dirt and moisture. Clean ventilation ports regularly with a gentle puff of air.

## Specifications

<b>TEMPERATURE RANGE</b>	32°F to 122°F; 0°C to 50°C
<b>POWER (RED LED CLOCK)</b>	9-ft. 5V, 1.2A power adapter (included) 2 x AA alkaline batteries (for backup; optional)
<b>POWER (BLUE LED CLOCK)</b> <b>(GREEN LED CLOCK)</b> <b>(WHITE LED CLOCK)</b>	9-ft. 9V, 1A power adapter (included) 2 x AA alkaline batteries (for backup; optional)

## FCC Information

This device complies with part 15 of FCC rules. Operation is subject to the following two conditions:

- 1- This device may NOT cause harmful interference, and
- 2- This device must accept any interference received, including interference that may cause undesired operation.

**WARNING:** Changes or modifications to this unit not expressly approved by the party responsible for compliance could void the user's authority to operate the equipment.

**NOTE:** This equipment has been tested and found to comply with the limits for a Class B digital device, pursuant to Part 15 of the FCC rules. These limits are designed to provide reasonable protection against harmful interference in a residential installation. This equipment generates, uses and can radiate radio frequency energy and, if not installed and used in accordance with the instructions, may cause harmful interference to radio communications. However, there is no guarantee that interference will not occur in a particular installation.

**NOTE:** The manufacturer is not responsible for any radio or TV interference caused by unauthorized modifications to this equipment. Such modifications could void the user authority to operate the equipment.

This device complies with Industry Canada licence-exempt RSS standard(s).

## Customer Support

AcuRite customer support is committed to providing you with best-in-class service. **For assistance**, please have the model number of this product available and contact us in any of the following ways:



(877) 221-1252

Visit us at [www.AcuRite.com](http://www.AcuRite.com)

- ▶ Installation Videos
- ▶ Register your Product
- ▶ Instruction Manuals
- ▶ Support User Forum
- ▶ Replacement Parts
- ▶ Submit Feedback & Ideas

# IMPORTANT

PRODUCT MUST BE REGISTERED  
TO RECEIVE WARRANTY SERVICE

## PRODUCT REGISTRATION

Register online to receive 1 year warranty protection

[www.AcuRite.com](http://www.AcuRite.com)

## Limited 1-Year Warranty

AcuRite is a wholly owned subsidiary of Chaney Instrument Company. For purchases of AcuRite products, AcuRite provides the benefits and services set forth herein. For purchases of Chaney products, Chaney provides the benefits and services set forth herein.

We warrant that all products we manufacture under this warranty are of good material and workmanship and, when properly installed and operated, will be free of defects for a period of one year from the date of purchase.

Any product which, under normal use and service, is proven to breach the warranty contained herein within ONE YEAR from date of sale will, upon examination by us, and at our sole option, be repaired or replaced by us. Transportation costs and charges for returned goods shall be paid for by the purchaser. We hereby disclaim all responsibility for such transportation costs and charges. This warranty will not be breached, and we will give no credit for products which have received normal wear and tear not affecting the functionality of the product, been damaged (including by acts of nature), tampered, abused, improperly installed, or repaired or altered by others than our authorized representatives.

Remedy for breach of this warranty is limited to repair or replacement of the defective item(s). If we determine that repair or replacement is not feasible, we may, at our option, refund the amount of the original purchase price.

**THE ABOVE-DESCRIBED WARRANTY IS THE SOLE WARRANTY FOR THE PRODUCTS AND IS EXPRESSLY IN LIEU OF ALL OTHER WARRANTIES, EXPRESS OR IMPLIED. ALL OTHER WARRANTIES OTHER THAN THE EXPRESS WARRANTY SET FORTH HEREIN ARE HEREBY EXPRESSLY DISCLAIMED, INCLUDING WITHOUT LIMITATION THE IMPLIED WARRANTY OF MERCHANTABILITY AND THE IMPLIED WARRANTY OF FITNESS FOR A PARTICULAR PURPOSE.**

We expressly disclaim all liability for special, consequential, or incidental damages, whether arising in tort or by contract from any breach of this warranty. Some states do not allow the exclusion or limitation of incidental or consequential damages, so the above limitation or exclusion may not apply to you.

We further disclaim liability from personal injury relating to our products to the extent permitted by law. By acceptance of any of our products, the purchaser assumes all liability for the consequences arising from their use or misuse. No person, firm or corporation is authorized to bind us to any other obligation or liability in connection with the sale of our products. Furthermore, no person, firm or corporation is authorized to modify or waive the terms of this warranty unless done in writing and signed by a duly authorized agent of ours.

In no case shall our liability for any claim relating to our products, your purchase or your use thereof, exceed the original purchase price paid for the product.

### Applicability of Policy

This Return, Refund, and Warranty Policy applies only to purchases made in the United States and Canada. For purchases made in a country other than the United States or Canada, please consult the policies applicable to the country in which you made your purchase.

Additionally, this Policy applies only to the original purchaser of our products. We cannot and do not offer any return, refund, or warranty services if you buy products used or from resale sites such as eBay or Craigslist.

### Governing Law

This Return, Refund, and Warranty Policy is governed by the laws of the United States and the State of Wisconsin. Any dispute relating to this Policy shall be brought exclusively in the federal or State courts having jurisdiction in Walworth County, Wisconsin; and purchaser consents to jurisdiction within the State of Wisconsin.

# ACU>RITE®



Weather  
Stations



Temperature  
& Humidity



Weather  
Alert Radio



Kitchen  
Thermometers  
& Timers



Clocks

*It's more than accurate, it's ACU>RITE.*

AcuRite offers an extensive assortment of precision instruments, designed to provide you with information you can depend on to Plan your day with confidence™.

[www.AcuRite.com](http://www.AcuRite.com)

©Chaney Instrument Co. All rights reserved. AcuRite is a registered trademark of the Chaney Instrument Co., Lake Geneva, WI 53147. All other trademarks and copyrights are the property of their respective owners. AcuRite uses patented technology. Visit [www.AcuRite.com/patents](http://www.AcuRite.com/patents) for details.