



## #06193M REPLACEMENT RAIN GAUGE FUNNEL AND DEBRIS SCREEN

The RAIN GAUGE FUNNEL component included with your AcuRite Optimus is designed out of durable components and is finished with a high gloss surface that directs rain down to the measuring component for best accuracy. However, being out in the elements 24/7 subjects your Optimus weather sensor and its components to extreme conditions. Over time the high gloss surface will scratch and degrade, or simply get physically broken by flying or falling debris, hail, etc. Should this happen, its time to replace broken or missing components with official AcuRite replacement and service parts.

NOTE: While you are replacing the Rain Gauge Funnel and Debris Screen, it MAY be a good time to replace your batteries if they have been in service for a year or more.

### INCLUDES:

- AcuRite 06193M Replacement Rain Gauge Funnel and Debris Screen



### WHAT YOU WILL NEED (not included):

- A compatible AcuRite OPTIMUS OUTDOOR SENSOR
- OPTIONAL - 4 x AA Batteries, Lithium type batteries recommended for temperatures below -4°F.

(OPTIONAL)

**4 x AA**  
**BATTERIES**



LITHIUM RECOMMENDED  
FOR COLDER CLIMATES

### Limited 1-Year Warranty

AcuRite is a business unit and brand of Combex, Inc. (referred to as "Combex," "we," "us," or "our" in this document. Chaney Instrument Company is also a business unit and brand of Combex. For purchases of both AcuRite and Chaney Instrument Company products, Combex provides the benefits and warranty services described below.

We warrant to the original purchaser that all products we manufacture under this warranty are of good material and workmanship and, when properly installed and operated, will be free of defects for a period of one year from the date of purchase (the "One Year Warranty"). Any product which, under normal use and service and after examination by us, fails to meet the One Year Warranty will, at our sole option, be repaired or replaced by us. Although, as explained below, in some cases a refund will be provided. Transportation costs and charges for returned goods shall be paid for by the purchaser. We hereby disclaim all responsibility for such transportation costs and charges. The One Year Warranty does not cover, and we will not repair or replace products which have received normal wear and tear not affecting the functionality of the product, been damaged (including by acts of nature), tampered, abused, improperly installed, or repaired or altered by anyone other than our authorized representatives.

The remedy under the One Year Warranty is limited to repair or replacement of the defective item(s). If we determine that repair or replacement is not feasible, we may, at our option, refund the amount of the original purchase price.

**THE ONE YEAR WARRANTY IS NOT TRANSFERABLE AND IS THE SOLE WARRANTY FOR THE PRODUCTS AND IS EXPRESSLY IN LIEU OF ALL OTHER WARRANTIES, EXPRESS OR IMPLIED. ALL OTHER WARRANTIES OTHER THAN THE EXPRESS WARRANTY SET FORTH HEREIN ARE HEREBY EXPRESSLY DISCLAIMED, INCLUDING WITHOUT LIMITATION THE IMPLIED WARRANTY OF MERCHANTABILITY AND THE IMPLIED WARRANTY OF FITNESS FOR A PARTICULAR PURPOSE. WE EXPRESSLY DISCLAIM ALL LIABILITY FOR SPECIAL, CONSEQUENTIAL, OR INCIDENTAL DAMAGES, WHETHER ARISING IN TORT OR BY CONTRACT FROM ANY BREACH OF THIS WARRANTY. SOME STATES DO NOT ALLOW THE EXCLUSION OR LIMITATION OF INCIDENTAL OR CONSEQUENTIAL DAMAGES, SO THE ABOVE LIMITATION OR EXCLUSION MAY NOT APPLY TO YOU. WE FURTHER DISCLAIM LIABILITY FROM PERSONAL INJURY RELATING TO OUR PRODUCTS TO THE EXTENT PERMITTED BY LAW. BY ACCEPTANCE OF ANY OF OUR PRODUCTS, THE PURCHASER ASSUMES ALL LIABILITY FOR THE CONSEQUENCES ARISING FROM THEIR USE OR MISUSE. NO PERSON, FIRM OR CORPORATION IS AUTHORIZED TO BIND US TO ANY OTHER OBLIGATION OR LIABILITY IN CONNECTION WITH THE SALE OF OUR PRODUCTS. FURTHERMORE, NO PERSON, FIRM OR CORPORATION IS AUTHORIZED TO MODIFY OR WAIVE THE TERMS OF THIS WARRANTY UNLESS DONE IN WRITING AND SIGNED BY A DULY AUTHORIZED AGENT OF OURS.**


**IN NO CASE SHALL OUR LIABILITY FOR ANY CLAIM RELATING TO OUR PRODUCTS, YOUR PURCHASE OR YOUR USE THEREOF, EXCEED THE ORIGINAL PURCHASE PRICE PAID FOR THE PRODUCT.**

### Applicability of Warranty

The One Year Warranty applies only to purchases made in the United States and Canada. For purchases made in a country other than the United States or Canada, please consult the warranties, if any, applicable to the country in which you made your purchase. As noted, the One Year Warranty applies only to the original purchaser of our products. We cannot and do not offer any return, refund, or warranty services if you buy products used or from resale sites such as eBay or Craigslist.

### Governing Law

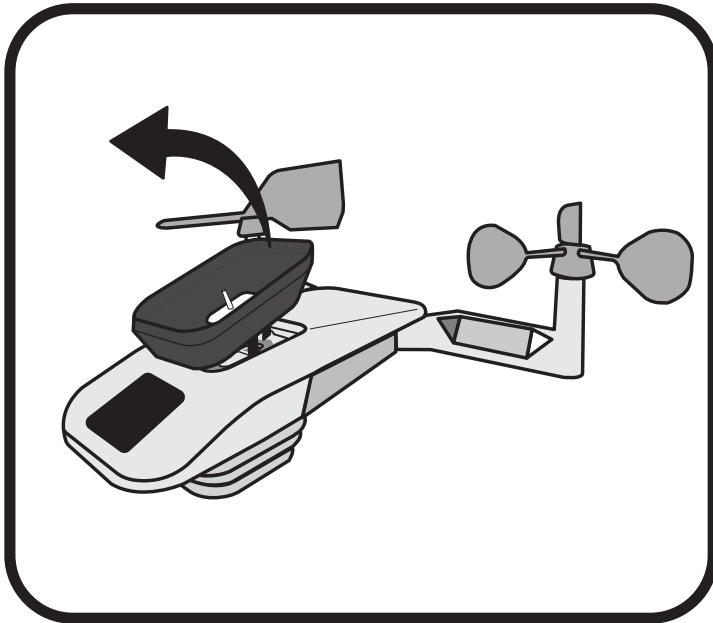
The One Year Warranty is governed by the laws of the United States and the State of Wisconsin. Any dispute relating to the warranty shall be brought exclusively in the federal or State courts having jurisdiction in Walworth County, Wisconsin; and purchaser consents to jurisdiction within the State of Wisconsin.



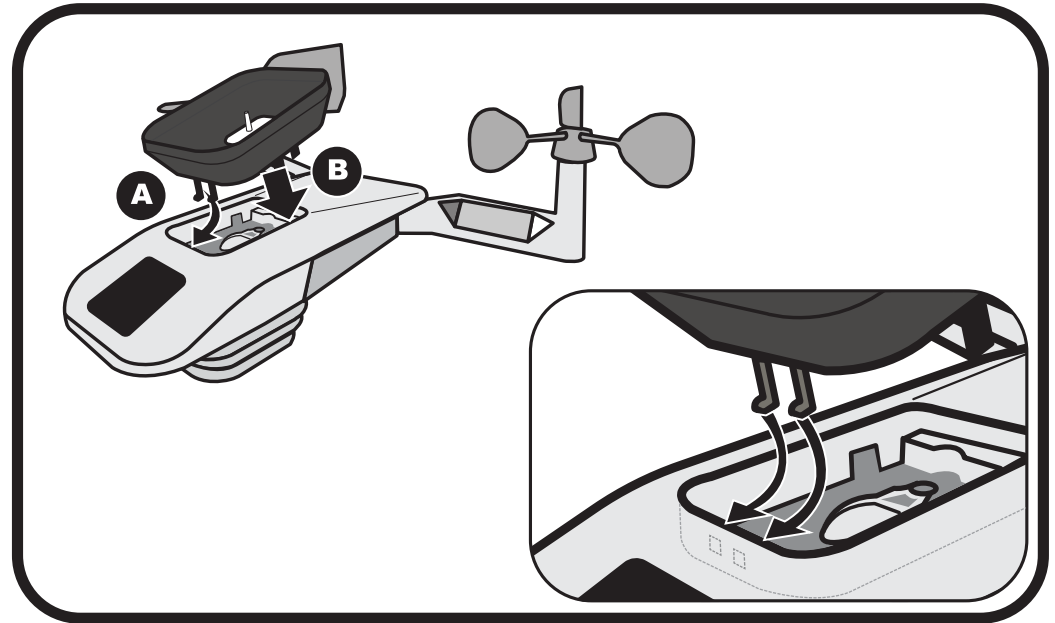
**1 REMOVE CURRENTLY INSTALLED 4 AA BATTERIES, OR ANY OPTIONAL SOLAR OR OTHER POWER ACCESSORY**

**i TAKE A MINUTE TO INSPECT AND CLEAN INTERNAL COMPONENTS**


Once you have the old rain gauge funnel removed, take a few minutes to CAREFULLY inspect the small rain gauge tipping "spoon" and surrounding internal area. Make sure there are no large pieces of debris or spider webs, etc. Gently remove any foreign debris and clean with a SOFT damp cloth.



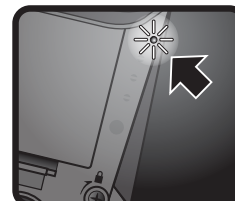
**2 REMOVE THE EXISTING RAIN GAUGE FUNNEL BY FIRMLY PULLING UP AND FORWARD ON THE BACK PORTION OF THE FUNNEL, AS SHOWN HERE**



**3 INSTALL THE NEW RAIN GAUGE FUNNEL ASSEMBLY, ALIGNING THE TWO FRONT CLIPS (A) WITH THE CORRESPONDING HOLES IN THE FRONT SECTION OF THE OPENING. THEN, FIRMLY SEAT THE REMAINING REAR CLIPS (B) BY PRESSING DOWN UNTIL THE FUNNEL ASSEMBLY CLICKS INTO PLACE.**



**4 REINSTALL BATTERIES (OR OPTIONALLY INSTALL FRESH BATTERIES)**



**5 CONFIRM THE RED "TRANSMIT" LED BRIEFLY BLINKS EVERY 16 SECONDS, INDICATING SENSOR IS OPERATING NORMALLY. (NOTE IT MAY BE DIFFICULT TO SEE THE LED BLINK IN BRIGHT LIGHT)**