



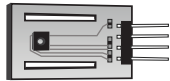
## #06194M REPLACEMENT TEMPERATURE & HUMIDITY MODULE

The TEMPERATURE & HUMIDITY SENSOR components included with your AcuRite Optimus are state of the art components, selected to match the high quality and durability standards that Optimus demands. Through normal use, these sensor modules naturally get contaminated with microscopic debris over time, which degrades performance. This will manifest as delayed reactivity to temperature and especially humidity changes, or you may simply note the humidity level staying at a certain low or high level for an extended time. AcuRite has designed this module to be easily replaced with basic hand tools (not included), this temperature and humidity module should be replaced annually to maintain accuracy and performance.

NOTE: While you are replacing the Temperature & Humidity Module, it MAY be a good time to replace your batteries if they have been in service for a year or more.

### INCLUDES:

- AcuRite 06194M Replacement Temperature & Humidity module



*NOTE: AcuRite continuously evaluates and improves products and components. Your replacement part appearance may vary slightly from shown.*

### WHAT YOU WILL NEED (not included):

- Basic Phillips type screwdrivers
- A compatible AcuRite OPTIMUS OUTDOOR SENSOR
- OPTIONAL - 4 x AA Batteries, Lithium type batteries recommended for temperatures below -4°F.

### PHILLIPS SCREWDRIVERS- MEDIUM (#2) and SMALL (#1)



(OPTIONAL)

**4 x AA BATTERIES**



LITHIUM RECOMMENDED FOR COLDER CLIMATES

### Limited 1-Year Warranty

AcuRite is a business unit and brand of Combex, Inc. (referred to as "Combex," "we," "us," or "our" in this document. Chaney Instrument Company is also a business unit and brand of Combex. For purchases of both AcuRite and Chaney Instrument Company products, Combex provides the benefits and warranty services described below.

We warrant to the original purchaser that all products we manufacture under this warranty are of good material and workmanship and, when properly installed and operated, will be free of defects for a period of one year from the date of purchase (the "One Year Warranty"). Any product which, under normal use and service and after examination by us, fails to meet the One Year Warranty will, at our sole option, be repaired or replaced by us. Although, as explained below, in some cases a refund will be provided. Transportation costs and charges for returned goods shall be paid for by the purchaser. We hereby disclaim all responsibility for such transportation costs and charges. The One Year Warranty does not cover, and we will not repair or replace products which have received normal wear and tear not affecting the functionality of the product, been damaged (including by acts of nature), tampered, abused, improperly installed, or repaired or altered by anyone other than our authorized representatives.

The remedy under the One Year Warranty is limited to repair or replacement of the defective item(s). If we determine that repair or replacement is not feasible, we may, at our option, refund the amount of the original purchase price.

**THE ONE YEAR WARRANTY IS NOT TRANSFERABLE AND IS THE SOLE WARRANTY FOR THE PRODUCTS AND IS EXPRESSLY IN LIEU OF ALL OTHER WARRANTIES, EXPRESS OR IMPLIED. ALL OTHER WARRANTIES OTHER THAN THE EXPRESS WARRANTY SET FORTH HEREIN ARE HEREBY EXPRESSLY DISCLAIMED, INCLUDING WITHOUT LIMITATION THE IMPLIED WARRANTY OF MERCHANTABILITY AND THE IMPLIED WARRANTY OF FITNESS FOR A PARTICULAR PURPOSE. WE EXPRESSLY DISCLAIM ALL LIABILITY FOR SPECIAL, CONSEQUENTIAL, OR INCIDENTAL DAMAGES, WHETHER ARISING IN TORT OR BY CONTRACT FROM ANY BREACH OF THIS WARRANTY. SOME STATES DO NOT ALLOW THE EXCLUSION OR LIMITATION OF INCIDENTAL OR CONSEQUENTIAL DAMAGES, SO THE ABOVE LIMITATION OR EXCLUSION MAY NOT APPLY TO YOU. WE FURTHER DISCLAIM LIABILITY FROM PERSONAL INJURY RELATING TO OUR PRODUCTS TO THE EXTENT PERMITTED BY LAW. BY ACCEPTANCE OF ANY OF OUR PRODUCTS, THE PURCHASER ASSUMES ALL LIABILITY FOR THE CONSEQUENCES ARISING FROM THEIR USE OR MISUSE. NO PERSON, FIRM OR CORPORATION IS AUTHORIZED TO BIND US TO ANY OTHER OBLIGATION OR LIABILITY IN CONNECTION WITH THE SALE OF OUR PRODUCTS. FURTHERMORE, NO PERSON, FIRM OR CORPORATION IS AUTHORIZED TO MODIFY OR WAIVE THE TERMS OF THIS WARRANTY UNLESS DONE IN WRITING AND SIGNED BY A DULY AUTHORIZED AGENT OF OURS.**

**IN NO CASE SHALL OUR LIABILITY FOR ANY CLAIM RELATING TO OUR PRODUCTS, YOUR PURCHASE OR YOUR USE THEREOF, EXCEED THE ORIGINAL PURCHASE PRICE PAID FOR THE PRODUCT.**


### Applicability of Warranty

The One Year Warranty applies only to purchases made in the United States and Canada. For purchases made in a country other than the United States or Canada, please consult the warranties, if any, applicable to the country in which you made your purchase. As noted, the One Year Warranty applies only to the original purchaser of our products. We cannot and do not offer any return, refund, or warranty services if you buy products used or from resale sites such as eBay or Craigslist.

### Governing Law

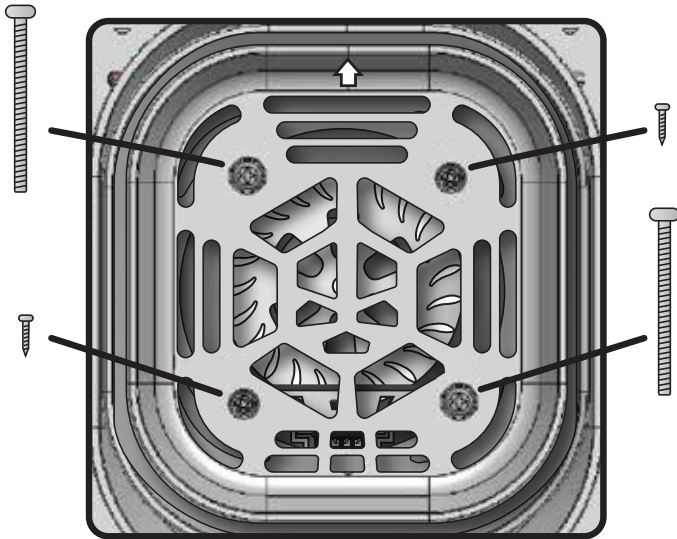
The One Year Warranty is governed by the laws of the United States and the State of Wisconsin. Any dispute relating to the warranty shall be brought exclusively in the federal or State courts having jurisdiction in Walworth County, Wisconsin; and purchaser consents to jurisdiction within the State of Wisconsin.

**IT IS RECOMMENDED TO TAKE THE SENSOR OUT OF SERVICE AND CAREFULLY PLACE THE OPTIMUS UNIT (RAIN GAGE FUNNEL DOWN) ON A FLAT, CLEAN WORK SURFACE TO MINIMIZE RISK OF LOSING COMPONENTS/SCREWS.**

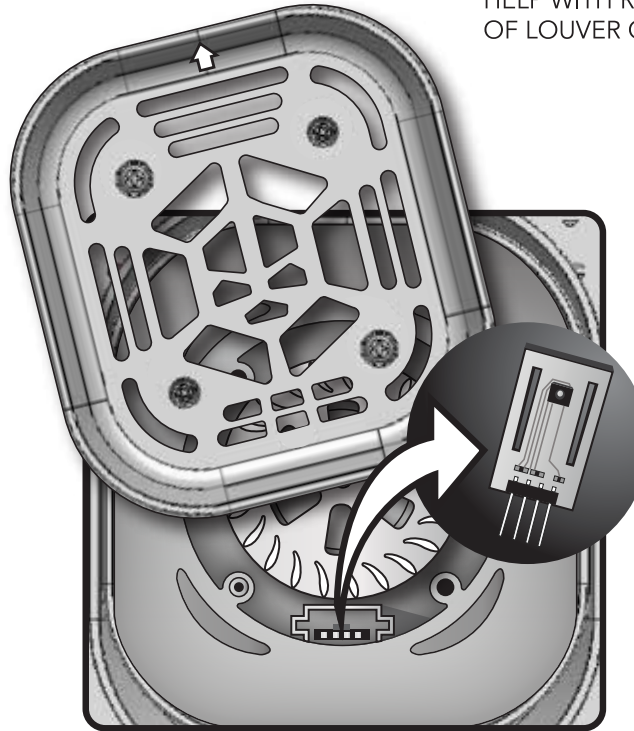


**1 REMOVE CURRENTLY INSTALLED 4 AA BATTERIES, OR ANY OPTIONAL SOLAR OR OTHER POWER ACCESSORY**

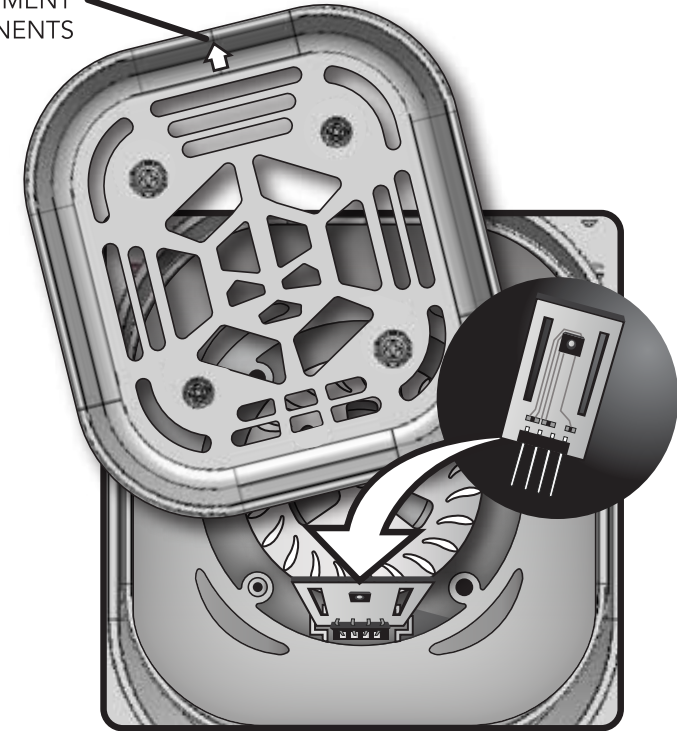
NOTE SMALL ARROWS FOR HELP WITH RE-ALIGNMENT OF LOUVER COMPONENTS




**2 LOCATE AND CAREFULLY REMOVE THE 2 MEDIUM & 2 SMALL PHILIPS TYPE SCREWS ON THE BOTTOM OF THE SENSOR AIR INTAKE AREA.**



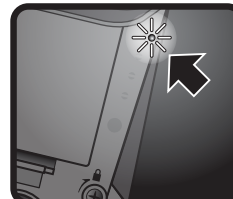
**3 REMOVE THE SMALLEST LOUVRE ASSEMBLY, NOTING ITS ORIENTATION FOR RE-ASSEMBLY. LOCATE AND PULL OUT THE EXISTING GREEN TEMPERATURE & HUMIDITY MODULE. DISCARD.**



**4 INSTALL THE NEW TEMPERATURE & HUMIDITY MODULE, MAKING CERTAIN TO ALIGN THE PINS WITH THE CORRESPONDING INPUT HOLES. THE PINS AND SENSOR FACE THE BATTERY BAY.**



**5 REINSTALL SCREWS IN THE SAME LOCATIONS THEY WERE REMOVED, REINSTALL BATTERIES (OR OPTIONALLY INSTALL FRESH BATTERIES)**



**6 CONFIRM THE "TRANSMIT" LED BRIEFLY BLINKS EVERY 16 SECONDS, INDICATING SENSOR IS OPERATING NORMALLY. (NOTE IT MAY BE DIFFICULT TO SEE THE LED BLINK IN BRIGHT LIGHT)**