

### **Mounting Tripod** model 06055

For use with any AcuRite Pro Weather Station, the mounting tripod simplifies installation. The tripod features adjustable feet which enable mounting on level surfaces or roof peaks.



**Questions?** Contact Customer Support at (877) 221-1252 or visit [www.AcuRite.com](http://www.AcuRite.com).

**SAVE THIS MANUAL FOR FUTURE REFERENCE.**

# ACURITE®

Congratulations on your new AcuRite product. To ensure the best possible product performance, please read this manual in its entirety and retain it for future reference.

## Contents

The Mounting Tripod includes the following poles and mounting hardware. Please make sure you have everything you need before beginning.

### 1. Tripod



### 2. Sensor Mounting Pole



### 3. Extension Pole



### 4. Short Wing Nut Bolts (Qty 6)



### 5. Long Wing Nuts Bolt (Qty 2)



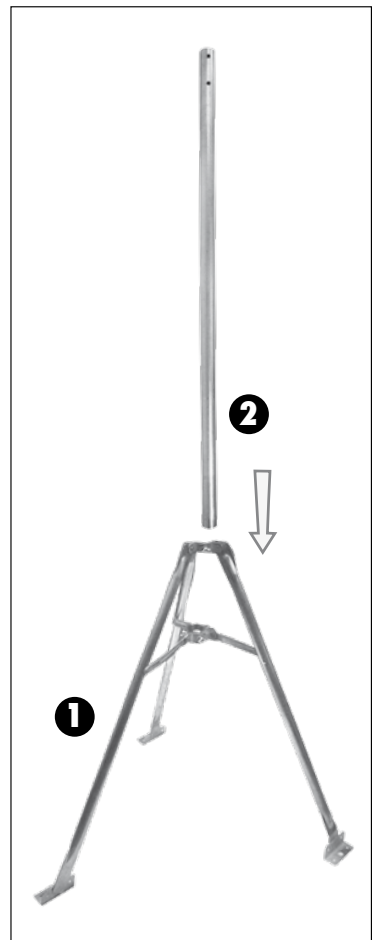
### 6. Wing Nuts (Qty 2)



### 7. Instruction Manual

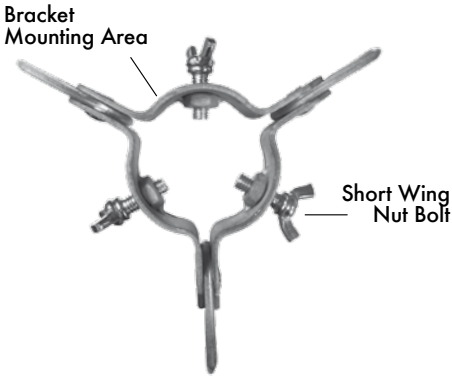
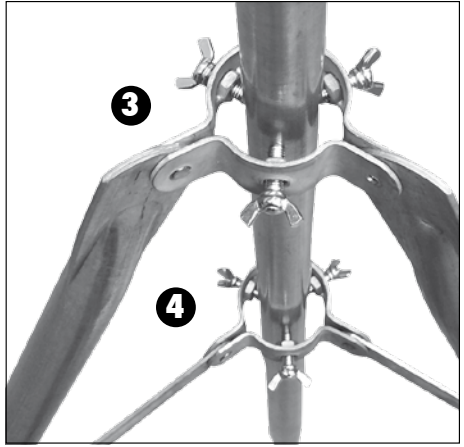
## Tripod Assembly

1. Unfold the tripod so the three feet on the tripod legs are flat on the ground.
2. Insert the extension pole into the tripod, sliding it through the brackets, holes side up.

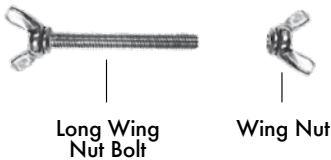



# Tripod Assembly

3. Once the extension pole is at your desired height, insert three short wing nut bolts into the holes of the top bracket mounting area and twist to tighten.
4. Insert three short wing nut bolts into the holes of the lower bracket mounting area and twist to tighten.



5. Insert the sensor mounting pole into the extension pole so that the holes line up.
6. Insert two long wing nut bolts into the holes of the extension poles, threading a wing nut on the end of each bolt and twist to tighten.



## General Mounting Tripod Instructions

This tripod can be mounted to any stable, secure surface in an open location with no obstructions above or around the sensor (including power lines) for the most accurate measurements. Be sure to use appropriate fasteners (not included) to secure the feet of the tripod to the desired surface.

### Mounting Tips

- When fastening the tripod to a roof, be sure the fasteners you use are attached to a structural portion of the roof. If the feet of the tripod are not properly fastened, it may cause damage to your roof or cause the tripod to fail.
- Keep the roof waterproof by using pitch pads or caulk when mounting.
- Ground anchors (suited for your soil type) are recommended to fasten the tripod to the ground. Metal stakes driven in at an angle and that are at least 12-in (30.5cm) long may also be used.
- Make sure the tripod is mounted so that your weather sensor is level once attached. Some leveling adjustments can be made by fine-tuning the wing nuts within the mounting bracket area.
- Stay at least twice the maximum length of the tripod assembly away from all power lines.
- Make sure the tripod assembly is grounded properly.
- Don't install the tripod on a windy day.
- If you start to drop the tripod, get away from it and let it fall.
- Watch out for overhead power lines. Check the distance to power lines before installing the mounting tripod.
- If any part of the tripod should come into contact with a power line, stop! Call the local power company! Do NOT try to remove it yourself! They can remove it safely.

**Note:** Any metal object may attract a lightning strike, including your weather sensor or tripod. If lightning strikes your sensor or strikes somewhere nearby, the sensor's internal electronics may suffer extensive damage. The sensor itself has been designed with considerable surge protection, but to safeguard nearby equipment and structures, we recommend following local recommendations on properly grounding your installation.

### What to do in case of an electrical shock:

- Don't touch the person in contact with the mounting tripod and power line. You too may be electrocuted.
- Use a dry board, stick, or rope to push or pull the victim away from the tripod.
- Have someone call for medical help.

# IMPORTANT

PRODUCT MUST BE REGISTERED  
TO RECEIVE WARRANTY SERVICE

## PRODUCT REGISTRATION

Register online to receive 1 year warranty protection

[www.AcuRite.com](http://www.AcuRite.com)

## Customer Support

AcuRite customer support is committed to providing you with best-in-class service. **For assistance**, please have the model number of this product available and contact us in any of the following ways:



(877) 221-1252

Visit us at [www.AcuRite.com](http://www.AcuRite.com)

- ▶ Installation Videos
- ▶ Register your Product
- ▶ Instruction Manuals
- ▶ Support User Forum
- ▶ Replacement Parts
- ▶ Submit Feedback & Ideas

## Limited 1-Year Warranty

AcuRite is a wholly owned subsidiary of Chaney Instrument Company. For purchases of AcuRite products, AcuRite provides the benefits and services set forth herein. For purchases of Chaney products, Chaney provides the benefits and services set forth herein.

We warrant that all products we manufacture under this warranty are of good material and workmanship and, when properly installed and operated, will be free of defects for a period of one year from the date of purchase.

Any product which, under normal use and service, is proven to breach the warranty contained herein within ONE YEAR from date of sale will, upon examination by us, and at our sole option, be repaired or replaced by us. Transportation costs and charges for returned goods shall be paid for by the purchaser. We hereby disclaim all responsibility for such transportation costs and charges. This warranty will not be breached, and we will give no credit for products which have received normal wear and tear not affecting the functionality of the product, been damaged (including by acts of nature), tampered, abused, improperly installed, or repaired or altered by others than our authorized representatives.

Remedy for breach of this warranty is limited to repair or replacement of the defective item(s). If we determine that repair or replacement is not feasible, we may, at our option, refund the amount of the original purchase price.

**THE ABOVE-DESCRIBED WARRANTY IS THE SOLE WARRANTY FOR THE PRODUCTS AND IS EXPRESSLY IN LIEU OF ALL OTHER WARRANTIES, EXPRESS OR IMPLIED. ALL OTHER WARRANTIES OTHER THAN THE EXPRESS WARRANTY SET FORTH HEREIN ARE HEREBY EXPRESSLY DISCLAIMED, INCLUDING WITHOUT LIMITATION THE IMPLIED WARRANTY OF MERCHANTABILITY AND THE IMPLIED WARRANTY OF FITNESS FOR A PARTICULAR PURPOSE.**

We expressly disclaim all liability for special, consequential, or incidental damages, whether arising in tort or by contract from any breach of this warranty. Some states do not allow the exclusion or limitation of incidental or consequential damages, so the above limitation or exclusion may not apply to you.

We further disclaim liability from personal injury relating to our products to the extent permitted by law. By acceptance of any of our products, the purchaser assumes all liability for the consequences arising from their use or misuse. No person, firm or corporation is authorized to bind us to any other obligation or liability in connection with the sale of our products.

Furthermore, no person, firm or corporation is authorized to modify or waive the terms of this warranty unless done in writing and signed by a duly authorized agent of ours.

In no case shall our liability for any claim relating to our products, your purchase or your use thereof, exceed the original purchase price paid for the product.

### Applicability of Policy

This Return, Refund, and Warranty Policy applies only to purchases made in the United States and Canada. For purchases made in a country other than the United States or Canada, please consult the policies applicable to the country in which you made your purchase.

Additionally, this Policy applies only to the original purchaser of our products. We cannot and do not offer any return, refund, or warranty services if you buy products used or from resale sites such as eBay or Craigslist.

### Governing Law

This Return, Refund, and Warranty Policy is governed by the laws of the United States and the State of Wisconsin. Any dispute relating to this Policy shall be brought exclusively in the federal or State courts having jurisdiction in Walworth County, Wisconsin; and purchaser consents to jurisdiction within the State of Wisconsin.

# ACU>RITE®



Weather  
Stations



Temperature  
& Humidity



Weather  
Alert Radio



Kitchen  
Thermometers  
& Timers



Clocks

*It's more than accurate, it's ACU>RITE.*

AcuRite offers an extensive assortment of precision instruments, designed to provide you with information you can depend on to Plan your day with confidence™.

[www.AcuRite.com](http://www.AcuRite.com)

©Chaney Instrument Co. All rights reserved. AcuRite is a registered trademark of the Chaney Instrument Co., Lake Geneva, WI 53147. All other trademarks and copyrights are the property of their respective owners. AcuRite uses patented technology. Visit [www.AcuRite.com/patents](http://www.AcuRite.com/patents) for details.