


Quick Start Guide

REMOVE BELT CLIP



INSERT BATTERIES



PRESS "LISTEN" TO SILENCE




PRESS MENU



ENTER QUICK SETUP



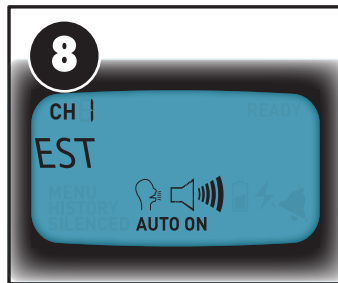
ENTER FIPS CODE



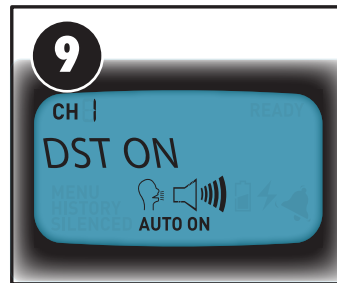
SCAN FOR CHANNEL



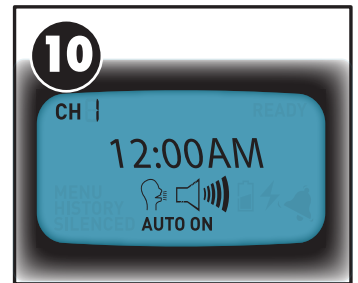
ENTER TIME ZONE



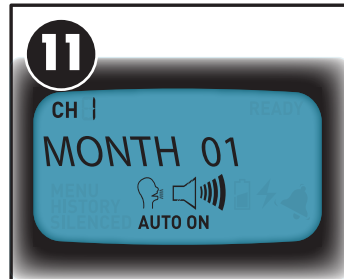
DAYLIGHT SAVING TIME



ENTER CURRENT TIME



ENTER CURRENT DATE



To explore other features, as well as safety and care instructions, we encourage you to read through the full user manual.